

Cabin Upgrade Packages for Gulfstream G350, G450, G500 and G550 Aircraft

Ref. No. BRS-110129.5M

Pub Date 03/2016



Take your luxury cabin environment a step higher with new contemporary features.

By replacing older components from your Advanced Cabin Management System (ACMS), you can now enjoy a state-of-the-art cabin at a fraction of the cost of a new system. Benefit from not only new features, but also considerable weight savings and greater reliability.

Enjoy a cost-effective installation to add high-level, high-definition (HD) media to your currently installed system. And because this is a Rockwell Collins package, you are assured of our ongoing support.

Rockwell Collins has specially designed three cabin upgrade packages for you. Each upgrade provides a cost-effective solution while addressing the obsolescence issues of ACMS. Essential components are included to complete each package type, but are vastly customizable (see additional options list). These cabin upgrade packages are:

- › Package 1: Audio and Video Distribution
- › Package 2: HD Cabin
- › Package 3: Venue™ Cabin Management System

Additional upgrade options available from Rockwell Collins include:

- › Integration with third-party displays
- › Dual Blu-ray™ Disc player
- › Wireless Cabin Remote using iOS devices
- › Tailwind® 500 multiregional in-flight TV system
- › Airshow® Interactive and Airshow® 500 moving maps
- › Airshow application for your iOS and Android™ tablets

Rockwell Collins is proud to offer additional value for your purchase through a limited time offer of Corporate Aircraft Service Program (CASP) discounts for new enrollments and renewals. CASP is a premier maintenance and cost management program that assures maximum aircraft dispatch ability, minimum downtime and reduced life cycle costs. Choose from three levels of service, tailored for your operational needs: CASP Essential, CASP or CASP Elite.

**Rockwell
Collins**

Building trust every day

PRODUCT DESCRIPTION

Rockwell Collins has solutions that will modernize your cabin. Enjoy options such as:

STANDARD DISPLAYS

Rockwell Collins offers a great selection of displays for your Gulfstream luxury business jet, enabling two-way control of entertainment sources such as Blu-ray, SiriusXM® Radio, and satellite TV. Select from galley and personal in-seat touch screens.

- **Personal In-seat touch screen** – This category offers a 10.6-inch touch-screen display mounted on a convenient plug-in arm swivel for viewing comfort. The graphic interface allows passengers to dynamically switch users and interact with their VIP preferences. This display allows for hot-swapping among receptacles.
- **Galley touch screen** – This 10.6-inch touch screen allows the flight crew to manage the cabin system's lighting, shades, water, climate, audio, video, speakers and displays from one location.

JACK PANEL AUXILIARY AUDIO/VIDEO AND DATA INPUTS

Rockwell Collins offers a family of jack panel options, allowing passengers to use their carry-on devices. HDMI™, RCA, VGA, USB, and Ethernet interfaces are available. The choices are nearly limitless to tailor your cabin experience for your in-flight delight.

DUAL BLU-RAY DISC PLAYER

The Dual Blu-ray Disc player offers two independent disc drives, so you can play separate content on different displays, speakers or headphones. This way, passengers in one zone can enjoy a thriller epic movie while those in another zone can view more family friendly content. The player provides HDMI, HD-SDI and composite video outputs and supports Blu-ray, standard DVD, CD and MP3 formats.

CABIN CONTROLS

Rockwell Collins understands the importance of controlling your cabin environment and entertainment choices. Upgrade options include:

- **Cabin Remote App for iOS devices** – Available in the Apple iTunes® Store exclusively from Rockwell Collins, this application enables you to control your cabin's functionality through your iOS device. Transform your iPad®, iPod touch and iPhone® into a complete cabin remote. The Cabin Remote App astutely recognizes and synchronizes to your cabin's configuration and provides control options. Access all entertainment sources (e.g. satellite TV, Airshow, Blu-ray Disc players and SiriusXM® Radio sources), create ambience through lighting and temperature controls, showcase your suite of monitors with a desired source and manage speaker settings of bass, balance and treble.
- **Personal Touchscreen (TC6000)** – This control gives passengers command of their cabin surroundings through an elegant, easy-to-use interface. The icon-based, touch-screen control enables smooth interaction with the entertainment, passenger service, lighting, temperature control and other features of the aircraft cabin. The panel supports a user interface with swipe capabilities and can dynamically support VIP and standard configurations.

CONNECTIVITY

Rockwell Collins prides itself on being a leader in technology. Its connectivity solutions bring your Gulfstream more information and entertainment within the aircraft cabin. Productivity and entertainment can now function precisely how you prefer.

- **Tailwind 500** – Live television viewing is now available with the most desired aircraft antenna. This antenna works in the United States, Europe, the Middle East, India and Russia. Refer to the Marketing Bulletin BRS-110086.6.
- **WAP-4000** - Rockwell Collins offers the WAP-4000 dual band 802.11 n WAP with DHCP. It is an 802.11 a/b/ g/n enterprise-grade access point and is compliant with the I/O requirements of ARINC 763. It can operate in the cabin in wireless LAN or terminal wireless LAN modes, and from local or remote antennas. The WAP-4000 is certified to RTCA DO-160F.

AIRSHOW INTERACTIVE, AIRSHOW 500 AND AIRSHOW MOBILE APP

Rockwell Collins enables you to have real-time flight information data. Airshow is the leader in moving maps technology and can reside within your CMS to personalize your flight itinerary.

- **Airshow Interactive** – Every passenger can watch and interact with their own personal Airshow map on their in-seat touch-screen display. This application is integrated into Rockwell Collins' smart touch-screen display, eliminating the need to install additional Airshow hardware.
- **Airshow 500** – bring an unprecedented variety of features to your flight experience, including a new level of 3D moving-map technology. Airshow 500 continues to use real-time flight data 3D maps to provide the most interactive flight experience possible.
- **Airshow Mobile App** – stay informed along your journey in a much more personal way using the Airshow Mobile App on your own iPad or Android tablet. Tap and swipe menus and views for an interactive, on-demand experience. See what you want, when you want.

AUDIO-VIDEO ON DEMAND (AVOD)

Bring your non DRM content and stream video to a Rockwell Collins bulkhead display or in-seat touchscreen monitor. Multiple passengers can view the same video or listen to the same song at different times or stream video to a smart bulkhead display, in-seat touchscreen monitor or DLNA video app on a tablet.

CASP SPECIAL INCENTIVES

Rockwell Collins is offering a CASP discount program when you take advantage of this Marketing Bulletin offer for remaining Rockwell Collins equipment in your aircraft.

For aircraft not currently enrolled in CASP, enroll within 30 days of placing an order for this upgrade and receive a 10% discount on current CASP prices.

Aircraft enrolled in CASP at the time of order placement will receive a 5% discount on their CASP renewal (in addition to the standard 10% renewal discount).

Aircraft that enroll (or are currently enrolled) in the CASP Elite package, receive a once a year \$5,000 discount towards the purchase of new equipment, and unlimited 10% Service Bulletin upgrade discount, which may be applied toward equipment in this Marketing Bulletin or future purchases.

For CASP details and other discounts that may apply to your aircraft, contact a CASP representative at +1.319.295.4361 or casp@rockwellcollins.com. Or, visit CASP on rockwellcollins.com. Discounts listed in this bulletin may be combined with all other standard CASP discounts.

TRADE-IN CREDIT (Please refer to the Equipment Trade In Pricing table below)

A trade-in credit can be applied if the hardware purchased is part of a full Venue system with a total price meeting a minimum purchase.

The credit will be applied upon trading in a Rockwell Collins' ACMS system. The cabin management system should include the audio/video distributor, controllers and monitors.

The removed hardware must be returned to the Rockwell Collins Wichita Service Center, 2051 Airport Road, Wichita, Kansas 67209, phone number 316-677-4808. Please reference Marketing Bulletin CSBRS-110129.5M with your shipment. Trade-in credit is valid for the purchase of new units only. Dealer acceptance of Marketing in this bulletin obligates the dealer to pass the applicable equipment trade-in amount in full to the aircraft end operator.

DISCOUNT FOR REPLACEMENT

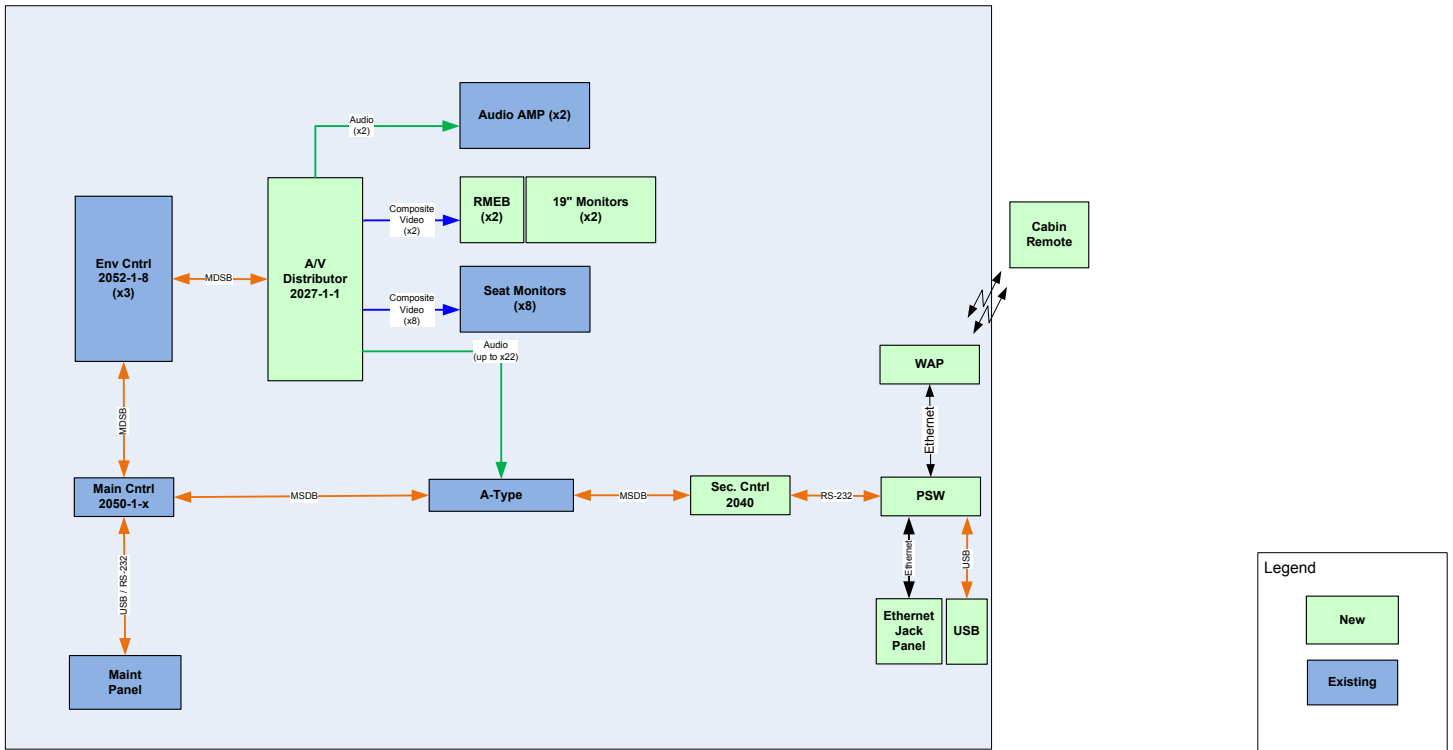
Rockwell Collins is pleased to provide a discount to be extended to Rockwell Collins' Dealers opting to upgrade to a Venue System in lieu of repairing their existing ACMS system. The Venue shipset order must be placed for a minimum value for the discount to apply.

EQUIPMENT TRADE-IN

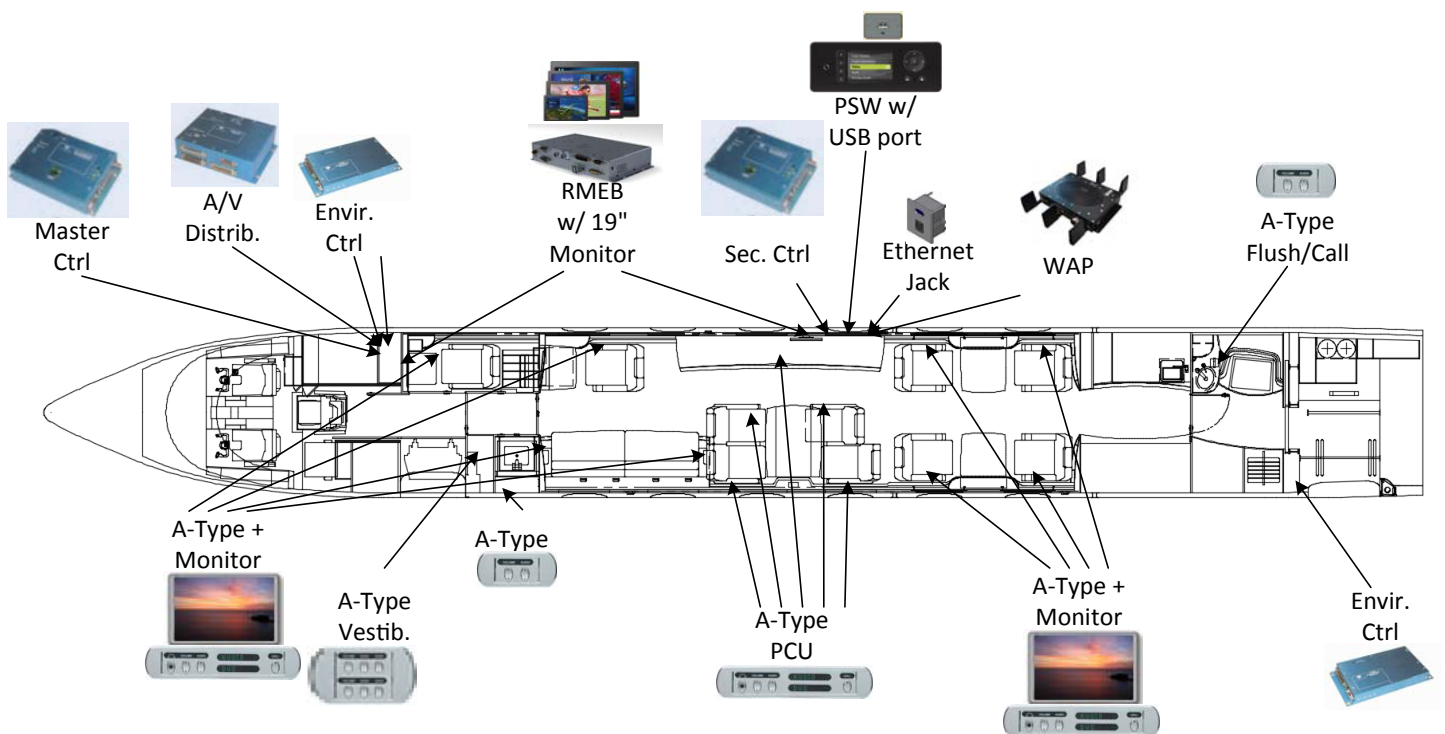
Part Number	Type Number
High Definition Distributors	
441-0102-100	HDAV-6000 High Def. A/V Distributor
441-0186-100	HDAV-6002 High Def. A/V Distributor
High Definition In-Seat Monitor (HTSE)	
441-0165-102	High Definition Touchscreen Equipment with extended arm
441-0165-103	HD Touchscreen Equipment with standard arm

ACMS UPGRADE OPTION 1: A/V DISTRIBUTION

BLOCK DIAGRAM



LOCATION OF PASSENGER ACCOMMODATIONS



ACMS UPGRADE OPTION 1: A/V DISTRIBUTION

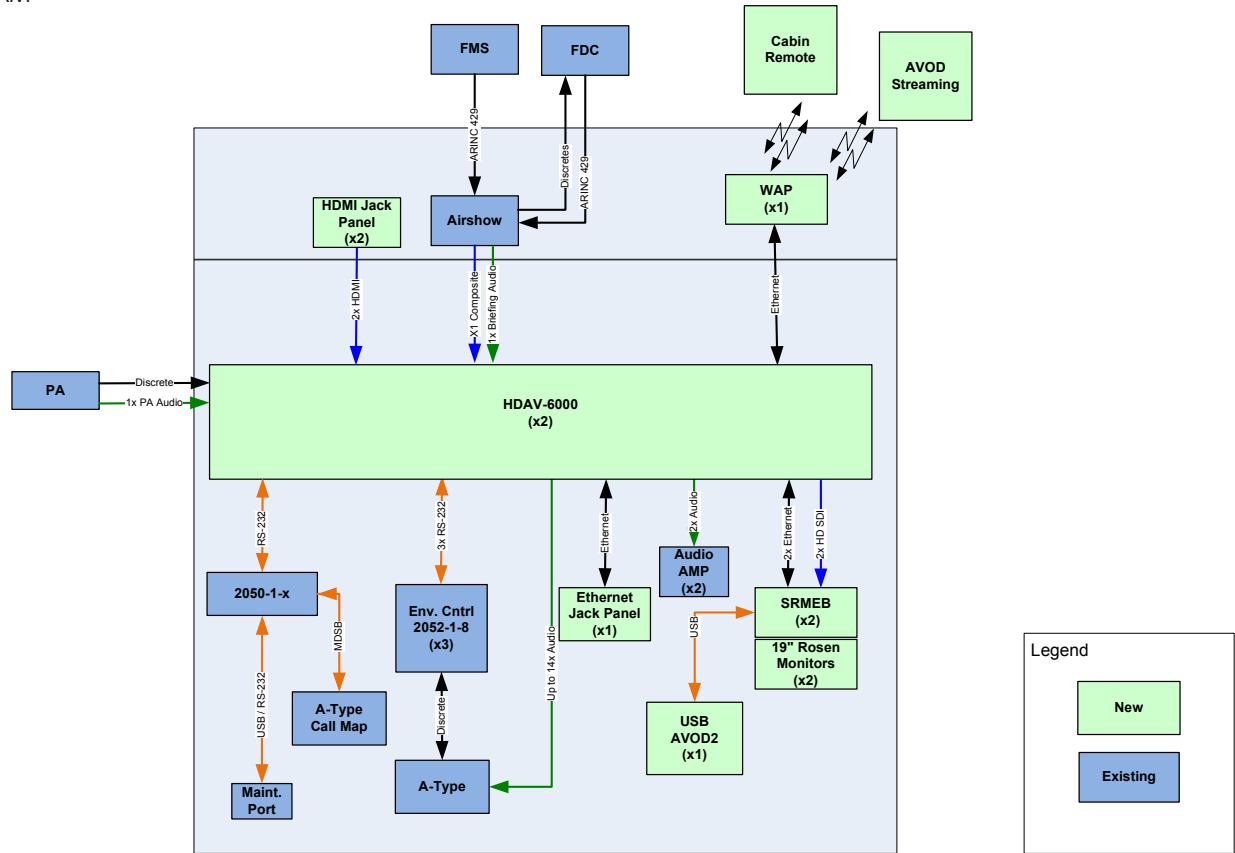
DESCRIPTION	PART NUMBER	QTY
CONTROLLERS		
24x24 A/V Distributor	2027-1-1	1
Cabin Remote Application Software	SW-venu-2wayrmt	1
SWITCH PANELS		
Ethernet Jack Panel (for Maintenance)	2600-2-21-xxxx	1
USB Jack Panel	441-0091-100	1
Faceplate, USB Jack Panel, Plateable	442-1382-001	1
PSW-512MB with Jack, RH (PCU, Room Control)	441-0010-102	1
PSW-6002 Switch Faceplate, without Jack, RH, Black	442-0037-001	1
TC-6000/PSW 3-Leg Cable	442-0176-001	1
MONITORS & NRE		
Rosen 19" Monitor, Remote Display Unit	1901-100	2
Rosen Standard RMEB	0700-107	2
NRE	N/A	1

Wiring Notes:

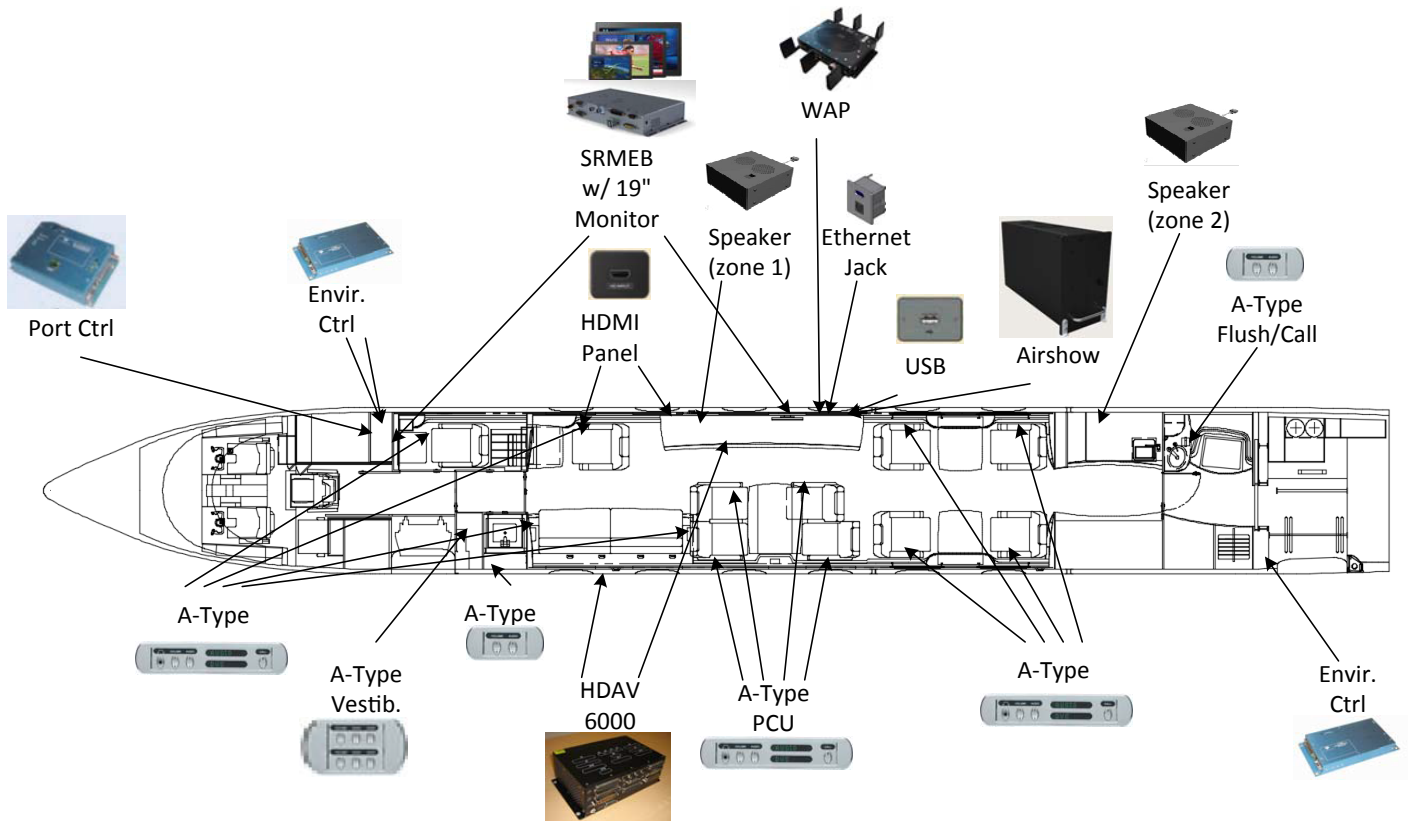
1. Rewire A-type switch panels power to +28V aircraft power
2. Rewire MDSB chain to add 2027 unit
3. Replace any source equipment and/or monitors which were on the 1394 DIB loops such as VCR, CD Player and RC 1394 monitors as they will no longer function without DIB network
4. Rewire aircraft A/V sources to 2027 inputs
5. Rewire A-type headset jacks, cabin speakers and monitors to 2027 outputs

ACMS UPGRADE OPTION 2: HD CABIN

BLOCK DIAGRAM



LOCATION OF PASSENGER ACCOMMODATIONS



ACMS UPGRADE OPTION 2: HD CABIN

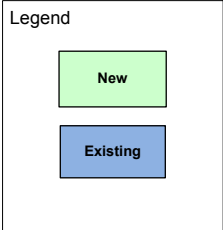
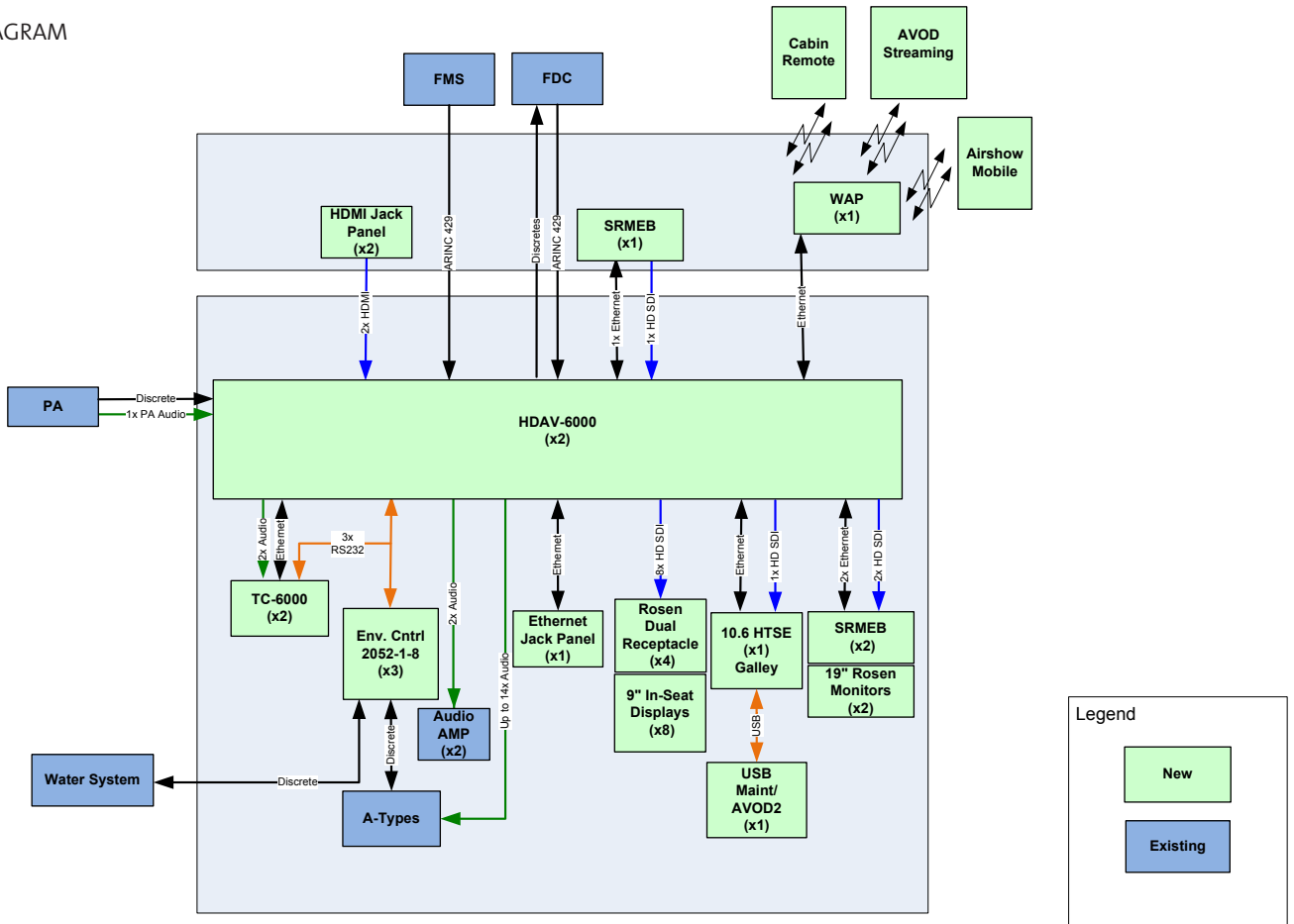
DESCRIPTION	PART NUMBER	QTY
CONTROLLERS		
HDAV-6000 High-Def. A/V Distributor	441-0102-100	2
Cabin Remote Application Software	SW-venu-2WAYRMT	1
SWITCH PANELS		
Ethernet Jack Panel (for Maintenance)	2600-2-21-xxxx	1
HDMI Jack Panel	441-0056-101	2
Faceplate, HDMI Jack Panel, Plateable	442-1404-001	2
USB Jack Panel	441-0091-100	1
Faceplate, USB Jack Panel, Plateable	442-1382-001	1
DISPLAYS & NRE		
AVOD Software - Wireless	SW-venu-avod2	1
Rosen 19" Monitor, Remote Display Unit	1901-100	2
Rosen Smart RMEB	441-2028-100	2
NRE	N/A	1

WIRING NOTES:

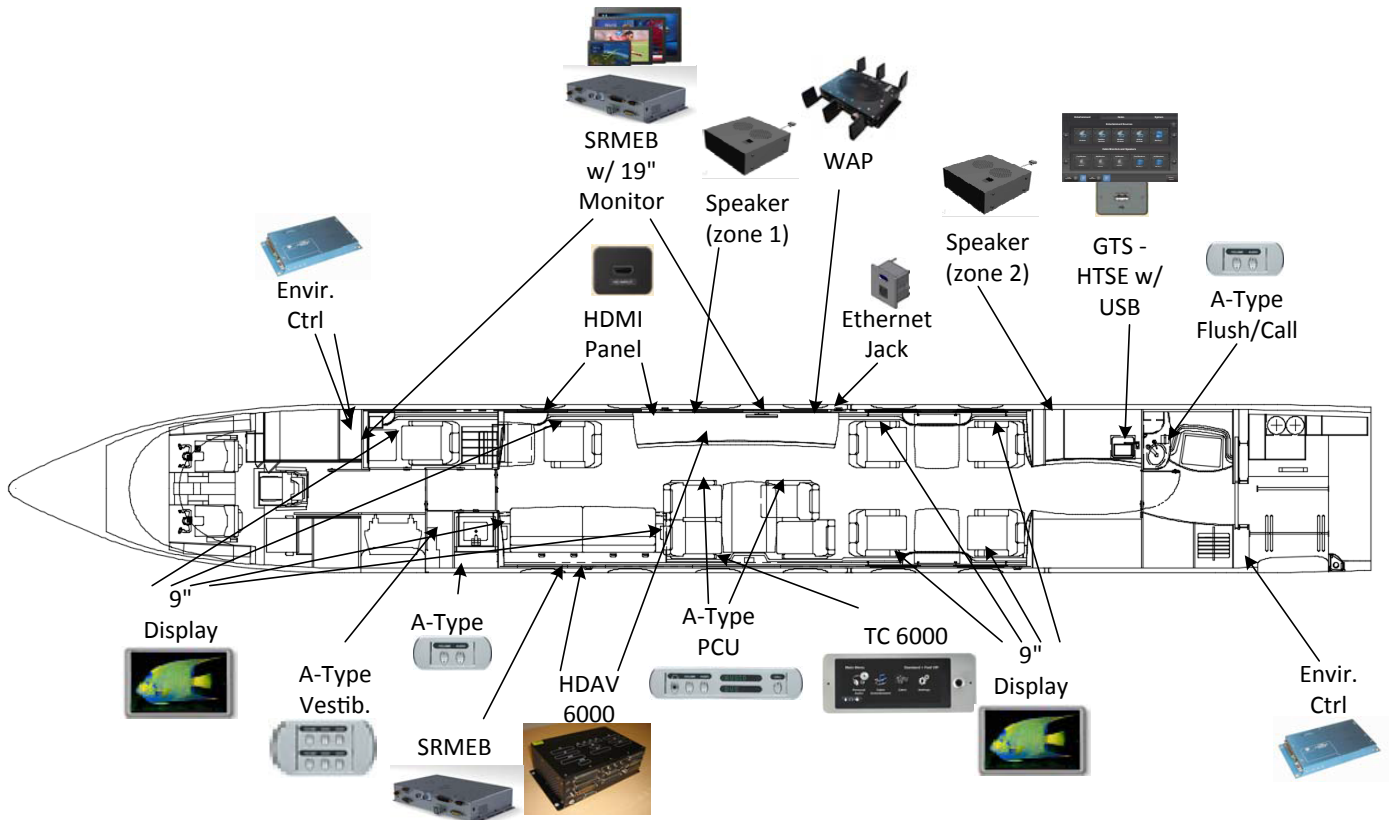
1. Rewire A-type switch panels power to +28V aircraft power
2. Replace any source equipment and/or monitors which were on the 1394 DIB loops such as VCR, CD Player and RC 1394 monitors as they will no longer function without DIB network
3. Rewire aircraft A/V sources to HDAV inputs
4. Rewire A-type headset jacks, cabin speakers and monitors to HDAV outputs

ACMS UPGRADE OPTION 3: VENUE

BLOCK DIAGRAM



LOCATION OF PASSENGER ACCOMMODATIONS



ACMS UPGRADE OPTION 3: VENUE

DESCRIPTION	PART NUMBER	QTY
CONTROLLERS		
HDAV-6000 High-Def. A/V Distributor	441-0102-100	2
Cabin Remote Application Software	SW-venu-2WAYRMT	1
SWITCH PANELS		
Ethernet Jack Panel (for Maintenance)	2600-2-21-xxxx	1
HDMI Jack Panel	441-0056-101	2
Faceplate, HDMI Jack Panel, Plateable	442-1404-001	2
USB Jack Panel	441-0091-100	1
Faceplate, USB Jack Panel, Plateable	442-1382-001	1
TC6000, Touchscreen Controller	441-0174-100	2
TC6000 Faceplate w/ HP Jack	442-1603-001	2
TC-6000/PSW 3-Leg Cable	442-0176-001	2
DISPLAYS & NRE		
10.6" HD Touch Screen, Bulkhead (HTSE), Galley	822-2647-103	1
AVOD Software - Wireless	SW-venu-AVOD2	1
Rosen 19" Monitor, Remote Display Unit	1901-100	2
Rosen Smart RMEB	441-2028-100	3
Rosen, 9" HD Plug-in In-Seat Display (Gulfstream)	9000-36X	8
Rosen, Dual Receptacle for Plug-In Displays	0100-603	4
NRE	N/A	1
MOVING MAPS		
Broadcast Maps (Includes Worldwide Maps)	SW-venu-ASXiB	1
Airshow App Enablement	AS-MOBILE	1

WIRING NOTES:

1. Rewire A-type switch panels power to +28V aircraft power
2. Replace any source equipment and/or monitors which were on the 1394 DIB loops such as VCR, CD Player and RC 1394 monitors as they will no longer function without DIB network
3. Rewire aircraft A/V sources to HDAV inputs
4. Rewire A-type headset jacks, cabin speakers and monitors to HDAV outputs

ACMS ADDITIONAL OPTIONS PRICING

Description	Part Number
PROGRAMMABLE SWITCH PANELS	
Programmable Switch (PSW) RH, with Jack	441-0010-102
RH Switch Faceplate, with Jack, Black	442-0037-001
RH Platable Switch Faceplate, with Jack	442-0960-001
Touchscreen Controller 6000 (TC-6000)	441-0174-100
Programmable Switch (PSW) LH, with Jack	441-0070-102
LH Switch Faceplate, with Jack, Black	442-0712-001
LH Platable Switch Faceplate, with Jack	442-1043-001
TC6000/PSW 3 leg cable	442-0176-001
TC6000/PSW 1 leg cable	442-0179-001
TC6000/PSW 2 leg cable	442-0177-001
TC6000 Faceplate With Headphone Jack	442-1603-001
TC6000 Faceplate With No Headphone Jack	442-1667-001
MINI-SWITCHES - MINI SWITCH PANELS CAN SUPPORT BATTERY BUS OPERATION	
1x1 Mini Discrete Switch ¹	441-0024-10X
1x2 Mini Discrete Switch ¹	441-0062-10X
1x3 Mini Discrete Switch ¹	441-0025-10X
1x4 Mini Discrete Switch ¹	441-0063-10X
1x1 & 1x2 MSW Faceplate ²	442-0413-005
1x1 & 1x2 MSW Platable Faceplate ²	442-1196-001
1x3 & 1x4 MSW Faceplate ²	442-0143-005
1x3 & 1x4 MSW Platable Faceplate ²	442-1200-001
1x2+Annunciator Mini Discrete Switch	441-0092-10X
1x3+Annunciator Mini Discrete Switch	441-0093-10X
1x4+Annunciator Mini Discrete Switch	441-0094-10X
1x2, 1x3, 1x4 MSW+Annunciator Faceplate, Black ²	442-1070-004
1x2, 1x3, 1x4 MSW+Annunciator Platable Faceplate ²	442-1205-001
CMS "A" TYPE SWITCH PANELS	
Cabin Light, Table/Read 1x2	2501-1-006
Cabin Light, Read/Table 1x2	2501-1-007
Cabin Read Light 1x1	2501-1-009
Cabin Light & Shade 1x2	2501-1-030
Lumbar 1x2	2501-1-076
Lumbar 1x2	2501-1-077
Flush 1x1	2501-1-134
Vestibule Switch 2x3	2501-1-169
Flush/Vent 1x2	2501-1-321
Vestibule Switch 1x3	2501-1-406
Headset, Volume, Audio, Call 1x8, LH	2501-2-002

Description	Part Number
CMS "A" TYPE SWITCH PANELS (CONTINUED)	
Call, Audio, Volume, Headset 1x8, RH	2501-2-004
Headset, Volume, Audio, Shade, Call 1x9, LH	2501-2-029
Call, Shade, Audio, Volume, Headset 1x9, RH	2501-2-030
Headset, Volume, Audio, Read 1x4, Top Mount, LH	2501-2-031
Read, Audio, Volume, Headset 1x4, Top Mount, RH	2501-2-032
Headset, Volume, Audio, Read 1x4, Side Mount, LH	2501-2-044
Read, Audio, Volume, Headset 1x4, Side Mount, RH	2501-2-045
Headset, Volume, Audio, Video, Shade, Call 1x10, LH	2501-2-074
Call, Shade, Video, Audio, Volume, Headset 1x10, RH	2501-2-075
Headset, Volume, Source, Read, Call 1x9	2501-2-257
Call, Read, Source, Volume, Headset 1x9	2501-2-258
Galley Panel 2x6.5	2501-3-210
Galley Annunciator (1x8.5 no smoking, return to seat)	2501-4-040
INPUT JACK PANELS	
Ethernet System Maintenance Panel	2600-2-21-XXXXX
RCA Input Panel	2600-2-16-XXXXX
VGA Input Panel	2600-2-14-XXXXX
USB Input Panel	441-0091-100
HDMI Input Panel	441-0056-101
HDMI Input Panel, Black Faceplate	441-0056-100
HDMI Input Panel Plateable Faceplate	442-1404-001
Faceplate, USB Jack Panel, Plateable	442-1382-001
A/V DISTRIBUTION	
HDAV-6000 High-Def. A/V Distributor	441-0102-100
HDAV-6002 High-Def. A/V Distributor	441-0186-100
CABIN CONTROLLERS	
Environmental Controller, 10K Potentiometer	2052-1-1
Environmental Controller, 1K Potentiometer	2052-1-2
Environmental Controller, 2K Potentiometer	2052-1-3
Environmental Controller, 1.2K Potentiometer	2052-1-5
Environmental Controller, 1K Potentiometer	2052-1-6
Environmental Controller, 5-HI, 5LI Inputs	2052-1-7
Environmental Controller, 0-HI, 12 LI Inputs	2052-1-8
Environmental Controller	2052-1-9
Environmental Controller	2052-1-10
RF/IR/Serial Controller	2033-1-1

Description	Part Number
CABIN REMOTE CONTROLS AND WIRELESS ACCESS POINT	
Rockwell Collins Router (WAP-4000)	73001002-002
WAP-4000 Antenna Kit	73001001-001
Cabin Remote Application Software	SW-VENU-2WAYRMT
GALLEY TOUCHSCREEN	
10.6" HD Touch Screen, Bulkhead (HTSE), Galley	822-2647-103
SOURCE EQUIPMENT	
Dual Disc Blu-ray Player, Horizontal Mnt.	441-0089-100
Dual Disc Blu-Ray Player, Vertical Mnt.	441-0089-101
XM Antenna	822-2030-001
1 CH XM Radio Receiver	XMR100-01
2 CH XM Radio Receiver	XMR200-01
4 CH XM Radio Receiver	XMR400-01
8 CH XM Radio Receiver	XMR800-01
HD DISPLAYS AND PERIPHERALS	
Smart Remote Electronic Box (SRMEB)	441-2028-100
10.6" 16:9 LCD Plug-in Display w/Standard Arm (1.9" Height)	441-0143-101
10.6" 16:9 LCD Plug-in Display w/Extended Arm (6.2"Height)	441-0143-100
Plug-in Arm Receptacle	441-0144-100
10.6" In-Seat HD Touchscreen HTSE with Extended Arm (non-locking)	441-0165-102
10.6" In-Seat HD Touchscreen HTSE with Standard Arm (non-locking)	441-0165-103
Tablet Arm	S12-19M01-001
Tablet Cover - Universal	021-0753-040
In-Seat HTSE and Tablet Arm Base Receptacle	441-0175-100

Description	Part Number	
SOFTWARE OPTIONS		
Interactive Maps configuration part number - XXXX represent unique numbers for each aircraft serial number and the YY represent the software revision numbers	810-0189-XXXXYY	Additional features and customization options are available beyond the baseline package. Contact your Rockwell Collins Authorized Dealer or Airshow Account Representative for more information.
Custom Map configuration part number - XXXX represent unique numbers for each aircraft serial number and the YY represent the software revision numbers	810-0214-XXXXYY	Additional features and customization options are available beyond the baseline package. Contact your Rockwell Collins Authorized Dealer or Airshow Account Representative for more information.
Interactive ASXi Maps (If personal HTSEs are configured)	SW-VENU-ASXi	
Broadcast ASXi Maps (If bulkhead monitors and no personal HTSEs are configured)	SW-VENU-ASXiB	
AVOD Software - for Wired Smart Monitors	SW-VENU-AVOD1	
AVOD Software - for Wireless DNLA Devices and Wired Smart Monitors	SW-VENU-AVOD2	
Airshow for Mobile Devices	AS-MOBILE	
INSTALLATION SUPPORT PARTS		
Switch Panel Bezel Removal Tool (for "A" Type Switch Panels)	2401-1-6	
MDSB Cable	2011-1-1	
HDMI Cable (minimum of 150 feet)	442-0968-001	
HDSDI Coax Cable	442-0961-001	
AIRSHOW AND TAILWIND PRODUCTS		
Airshow 500, Tray Mount	441-1333-100	
Airshow 500 Installation Kit, Tray Mount	442-2146-001	
Flight Deck Controller	922000-2	
Tailwind 500	Reference SPA No. BRS-110086.7	

THIRD PARTY EQUIPMENT SOFTWARE INTERFACES AVAILABLE⁶

Feature	Manufacturer	Part Number	Description
Cabin Displays	Rosen Aviation	7002-360	7" SDI Plug In - Left Hand
Cabin Displays	Rosen Aviation	7002-361	7" SDI Plug In – Right Hand
Cabin Displays	Rosen Aviation	0100-342	Base Receptacle
Cabin Displays	Rosen Aviation	9000-310	9" SDI Plug In - Center Mount Arm
Cabin Displays	Rosen Aviation	9000-337	9" SDI Plug In - Locking Arm
Cabin Displays	Rosen Aviation	1200-310	12" SDI Plug In - Center Mount Arm
Cabin Displays	Rosen Aviation	1200-337	12" SDI Plug In - Locking Arm
Cabin Displays	Rosen Aviation	1702-001	17.5" Bulkhead (All-In-One)
Cabin Displays	Rosen Aviation	1900-001	19" Bulkhead (All-In-One)
Cabin Displays	Rosen Aviation	0700-107	Remote Monitor Electronic Box
Cabin Displays	Rosen Aviation	1901-001	19" Remote Display Module
Cabin Displays	Rosen Aviation	2401-100	24" Remote Display Module
Cabin Displays	Rosen Aviation	2601-100	26" Remote Display Module
Cabin Displays	Rosen Aviation	3201-100	32" Remote Display Module
Cabin Displays	Rosen Aviation	VENU-SW-ROSEN	Venue Interface Software
Cabin Sound	Mid Contient Controls	102027-3	Cabin Speaker Amplifier
Cabin Sound	Mid Contient Controls	102025-1	PA Amplifier
Cabin Sound	Mid Contient Controls	102027-3	Cabin Speaker Amplifier
Cabin Sound	Mid Contient Controls	102025-1	PA Amplifier
Cameras	Otonomy	CAMHD-1	Fin Tip/Belly Camera
Cameras	Otonomy	CAMHD-4	Quad Camera
Cameras	Otonomy	CAMHD-Z	Zoom Camera
Cameras	Securaplane	100-1053-02	Zoom Camera CMZ-01
Camera Video Controller	Otonomy	VCCU-E	Video Control and Communication Unit (VCCU-E)
Lighting Controllers	B/E Aerospace	DFJP23	Lighting Controller
Lighting Controllers	B/E Aerospace	ELP23-28-01	3 Channel Light Controller Unit
Lighting Controllers	B/E Aerospace	ELW70/LCU-001	Quasar 1 Light Controller Unit
Lighting Controllers	B/E Aerospace	B/E Aerospace ELW 92	Washlighting Controller
Lighting Controllers	B/E Aerospace Quasar 1 and 2 (and Daylight)	Contact B/E Aerospace	B/E Aerospace Quasar 1 and 2 (and Daylight) Cabin Lighting
Lighting Controllers	Heads Up Technology	CLC-500-150	Downwash Lighting
Lighting Controllers	Heads Up Technology	DOM100	Baggage, Vestibule Light
Lighting Controllers	Heads Up Technology	IOC-100	Reading, Table and Accent Light Control
Lighting Controllers	Heads Up Technology	RDG-450	Baggage, Vestibule Light
Lighting Controllers	Heads Up Technology	CLC 500-01	Lighting Controller
Lighting Controllers	Heads Up Technology	CLC-500	Downwash Lighting
Liquid Container	Mapco	1311	Container with Temperature Control
Live Satellite TV	Honeywell (AIS-2000)	SW-VENU-AIS2000	AIS-2000 Satellite TV - 2 inputs
Live Satellite TV	Honeywell (AIS-2000)	SW-VENU-AIS2000	AIS-2000 Satellite TV - 4 inputs
Live Satellite TV	Honeywell (AIS-2000)	SW-VENU-AIS2000	AIS-2000 Satellite TV - 6 Inputs
Router	Aircell	PI2083	Wireless Router ¹³
Router	Honeywell	CR-710	Wireless Router ¹³
Router	Satcom Direct	SDR	Wireless Router ¹³
Router	Aircell	CTR	Wireless Router ¹³
Router	Honeywell	CNX-250	Wireless Router ¹³
Router	True North Symphone	Chorus	Wireless Router ¹³
Router	Aircell	USC5000	Wireless Router ¹³

THIRD PARTY EQUIPMENT SOFTWARE INTERFACES AVAILABLE ⁶ (CONTINUED)

Feature	Manufacturer	Part Number	Description
Seat Heat Controllers	B/E Aerospace	SHS-CTRL-01	Seat Heat Control
Shade Controllers	Aerospace Tech Group	ATG20F012	Electromechanical Window Shade
Shade Controllers	Aerospace Tech Group	ATG20F013	Electromechanical Window Shade
Shade Controllers	Aerospace Tech Group	ELRP-0000000-108	Shades Assembly
Shade Controllers	InspeTech	IT21770-WC-0001	Shade Control
Shade Controllers	Gentex	NP196013-1	Shade Control
Shade Controllers	Gentex	NP2002	Cabin Shades
Temperature Controller	Keith Products	300-0750-2	Cabin Temperature Controller

NOTES:

1. XXX is the configuration of the toggle/momentary discrete outputs defined in the Mini Switch Configuration Matrix (available upon request).
2. A mini discrete switch faceplate price includes a sheet of polyester text overlays that are installed by the avionics technician after aircraft configuration is complete. Custom labels can be ordered separately.
3. Additional switch panels are available.
4. "XXXXXX" represents plating code and configuration to be identified on the purchase order.
5. These are recommended for Gulfstream aircraft seats (narrow seats).
6. This list represents some of the interfaces that have already been developed. We are creating more interfaces on an ongoing basis, so please check with your technical sales specialist for the latest information.
7. Pricing includes plating that is determined at the time of order placement.
8. Works with all iOS devices.
9. Rockwell Collins iOS Solutions are compatible with the following Apple hardware requirements:
 - > At least 3.0 MB of space on iOS device
 - > iPhone current & latest two iOS versions
 - > iPhone 4G & up
 - > iPod touch 4th generation & up
 - > iPad 1, iPad 2, iPad Air, iPad mini

As Apple releases updated software or new devices within each product family, it is expected that they will continue to be compatible; however, it cannot be guaranteed. The Rockwell Collins iOS Solutions does not support older model iPods that lack the 30 pin connector for video output. This would include the original Nano and the Shuffle family of iPods.
See Rockwell Collins Service Information Letter 5230819217 for the most current compatibility notes.
10. Additional functions such as zone and seat controls are chargeable options.
11. Additional features and customization options are available beyond the baseline package. Contact your Rockwell Collins Regional Sales Manager or Airshow Account Representative for more information.
12. Mini switch panels can support battery bus operations.
13. When using 3rd party WAPs, it is important to perform a wireless bandwidth analysis to ensure the number of users are supported based on the device selected.

TERMS AND CONDITIONS

Unless otherwise noted, programs are valid for orders placed between March 1, 2016 and December 31, 2016, with delivery requested by April 1, 2017. Warranty period for the equipment within this program is three years. Standard warranty does not apply to software.

How can we help?

Please call Rockwell Collins Customer Support at 319.295.5000.

Building trust every day.

Rockwell Collins delivers smart communication and aviation electronic solutions to customers worldwide. Backed by a global network of service and support, we stand committed to putting technology and practical innovation to work for you whenever and wherever you need us. In this way, working together, we build trust. Every day.

For more information, contact:

Rockwell Collins
400 Collins Road NE
Cedar Rapids, Iowa 52498
+1.319.295.4085
email: csmarketing@rockwellcollins.com
www.rockwellcollins.com